
Brand Guide

Updated October 2019

Contents

- 04 Logos
- 09 Colors
- 12 Typography
- 15 Imagery
- 20 Brand Elements
- 26 Identity
- 32 Voice
- 35 Audiences
- 41 Value Proposition
- 44 Grammar + Style
- 48 Questions?





GlobalGiving is the first and largest global crowdfunding community for nonprofits.

We make it easy and safe for you to give to local projects anywhere in the world, while providing nonprofits with the tools, training, and support they need to become more effective.



Logos

LOGOS

Primary Logo

The GlobalGiving logo is comprised of two elements: the logo icon and the wordmark. The icon has four parts—each representing a person—that come together to form a whole. Its different colors conceptually represent the diversity of our community: the staff, donors, partners, and thousands of organizations we support.

The logo's wordmark is a fully customized font and is completely unique to us. It has mild serifs that give it a structured, classic, sophisticated feel. Their rounded edges soften the font and make it friendly and accessible, just like GlobalGiving.

This horizontal version of our logo is preferred for most applications.



Use only when small

A small version of the GlobalGiving logo (icon and wordmark) is displayed on a light grey rectangular background.

For dark backgrounds

A small version of the GlobalGiving logo is displayed on a dark blue rectangular background. The icon is colored, while the wordmark is white.

A small version of the GlobalGiving logo is displayed on a dark blue rectangular background. Both the icon and the wordmark are white.

LOGOS

Secondary Logo


The stacked lock-up of our logo can be used when the main logo does not fit comfortably in the allotted space or cannot be clearly represented—like in vertical applications.

Our one-color logo, both horizontal and vertical, should be used very selectively and only when small (not on large posters or where it is the main element on the page). It should only be used when the full-color logo doesn't work well, like when placed over a photo.



GlobalGiving

Use only when small



For dark backgrounds



LOGOS

Using Our Logo

In the interest of protecting the integrity of the GlobalGiving brand, we have created basic logo guidelines in regards to safe area, logo combinations, and size restrictions.

Use discretion when scaling the logo. Be sure to err on the side of more white space so the logo has room to breathe.




SAFE AREA

In order for our logo to retain its visual impact, please maintain a clear area around the logo, void of all imagery and graphics. This area is defined by the height of the “a” within our logo.



COMBINING LOGOS

When our logo is used in conjunction with other logos, there should be at least enough space between them to allow for the width of the icon from the GlobalGiving logo.



MINIMUM SIZE

To ensure legibility, clarity, and brand consistency, the width of the main logo should never be reduced to less than 1.2 inches when in full color, or one inch when in one color.

LOGOS

Logo Misuse

In order to maintain a strong, consistent, and successful brand, we ask that our logo be kept in the original state in which it was designed. Please do not add to or change anything about the logo.

These usage guidelines apply to all versions of the logo.

Old versions of the logo have been retired, and therefore should no longer be used in any application.

Incorrect Usage



Don't add shadows, strokes, or other effects



Don't rotate, make vertical, or flip



Don't alter proportions of the wormark and icon



Don't alter the letters or spacing in any way



Don't change any color or the order of the 4 colors



Don't change aspect ratio, stretch, or squeeze



Don't make the logo into an outline



Don't use old versions of the logo or colors



Colors

COLORS

Our Palette

Clean, natural, organic colors make up GlobalGiving's primary four color palette.

Orange

Used sparingly to emphasize calls-to-action, important text, or website buttons. Mostly used for donor content.

Blue

Used for content like "learn more" buttons or hyperlinks. Mostly used for corporate partner or company content.

Green

Used for content related to growth or money. Mostly used for nonprofit partner content.

Red

Used sparingly for alerting the user of an error. Mostly reserved for disaster content.

When combining colors, secondary colors should be used only when accompanied by one or more colors from the primary palette.

Primary Palette

Dark Orange 718U #E37F1C	Dark Blue #5405U #457389	Dark Green 384U #9FA617	Dark Yellow 110U #E3B430
Orange 717U #F08B1D	Blue 5415U #5D87A1	Green 383U #B2BB1E	Yellow 116U #FFD200
Light Orange #F8C087	Light Blue #80A1B6	Light Green #D4D88D	Light Yellow #FFE693

Secondary Palette

Darkest Cool Gray #293541	Lighter Cool Gray #C4C7CA	Darkest Warm Gray #3E3C39	Dark Plum #4C2432
Dark Cool Gray #32404E	Lightest Cool Gray #EBEEEE	Dark Warm Gray #5B564C	Plum #683043
Cool Gray #3E4B59		Warm Gray #867F75	Dark Red #97341B
Light Cool Gray #7D848A		Light Warm Gray #C1BAB0	Red #C54626

COLORS

Using the Palette

Our color palettes are the foundation for beautiful designs that look great with our photos. While the usage of the colors is somewhat flexible, there are some general rules to follow:

- Use our primary palette when possible, particularly orange, blue and green.
- Create contrast using combinations of light and dark colors.
- Darker colors can be made slightly transparent and overlaid on photos.
- Use our secondary color palette sparingly, particularly the lighter colors.

Correct Usage



Combine tints + shades of the primary palette



Place white logo or text over any palette color



Place orange logo over neutral or contrasting color



Combine primary and secondary colors




Use solid, opaque colors with text over photos



Use transparent dark colors over photos

Incorrect Usage



Combine colors with little or no contrast



Place the four color logo over a non-neutral color



Combine colors that do not include primary palette colors



Typography

TYPOGRAPHY

Our Fonts

Our two fonts include one serif and one sans serif—Aleo and Open Sans. They are both clear, legible, modern typefaces that work well in print and online. Each of the “font families” include many “weights” like light, regular, and bold. They can each be downloaded online for free at **FontSquirrel.com** (Aleo) and **Google.com/fonts** (Open Sans). For headlines, quotes, and larger text, Aleo is best. For body copy, subheadlines, captions, and smaller text use Open Sans.

Please do not use Aleo in italics or in All Caps.

Aleo

headlines, callouts, and quotes, no italics and no all caps

A B C D E F G H I J K L M N O P Q R S T U V W X Y Z
A B C D E F G H I J K L M N O P Q R S T U V W X Y Z
A B C D E F G H I J K L M N O P Q R S T U V W X Y Z
a b c d e f g h i j k l m n o p q r s t u v w x y z
1 2 3 4 5 6 7 8 9 0 ! @ # \$ % ^ & * () - = +

Open Sans

body copy + small text, italics and all caps okay

A B C D E F G H I J K L M N O P Q R S T U V W X Y Z
A B C D E F G H I J K L M N O P Q R S T U V W X Y Z
A B C D E F G H I J K L M N O P Q R S T U V W X Y Z
A B C D E F G H I J K L M N O P Q R S T U V W X Y Z
A B C D E F G H I J K L M N O P Q R S T U V W X Y Z
a b c d e f g h i j k l m n o p q r s t u v w x y z
1 2 3 4 5 6 7 8 9 0 ! @ # \$ % ^ & * () - = +

TYPOGRAPHY

Using Our Fonts

Our fonts are flexible and can be used in a variety of ways. The examples here provide a general guideline on how use our fonts to maximize legibility and aesthetic appeal.

Headline Example

Aleo: large, Regular or Light, no italics

Headline or Large Text

Body Copy Example

Open Sans: smaller, any weight.

Lorem ipsum dolor sit amet, consectetur adipiscing elit. Integer mollis mattis tellus. Vivamus mattis risus sed convallis sollicitudin. Vestibulum feugiat efficitur sodales. Mauris et lectus non ligula ullamcorper molestie. Vivamus sagittis lobortis nunc at maximus.

Lorem ipsum dolor sit amet, consectetur adipiscing elit. Integer mollis mattis tellus. Vivamus mattis risus sed convallis sollicitudin. Vestibulum feugiat efficitur sodales. Mauris et lectus non ligula ullamcorper molestie. Vivamus sagittis lobortis nunc at maximus. Nullam sit amet hendrerit sapien, et sagittis sapien.

Quote Example

Quote in Aleo, byline in Open Sans, all caps.

“Lorem ipsum dolor sit amet, consectetur adipiscing elit. Integer mollis mattis tellus. Vivamus mattis risus set convallis sollicitudin.”

AUTHOR'S NAME



Imagery

IMAGERY

Our Photos

The imagery we use is just as powerful as the stories we tell. We choose our photos carefully, thoughtfully and compassionately; we take great pride in portraying people in the most positive light.

We use photos that come directly from our nonprofit partners. These photos represent us best and we are proud to showcase them. Our partners have given us full permission to use their images under the GlobalGiving copyright. If you are interested in obtaining re-publishing rights for any of our projects' photos, please email help@globalgiving.org for more information.



IMAGERY

Choosing Great Photos

Great photos are the foundation of the GlobalGiving brand. They help bring our human, authentic, personal, relationship-driven values to life.

Variety and inclusiveness are important to us. Groups of photos should represent the breadth of the projects we support, demonstrating the geographical, generational, cultural, and social diversity of our nonprofit partners. We want everyone to be equally represented through our imagery.

We favor photos with bright colors, bright light, contrast, depth, and dynamic composition. All photos used should be high resolution (at least 1000 pixels wide) and should follow the guidelines listed on the right. Blurry, grainy, or low quality photos should not be used even if the content is good.

Do use images of:

- ✓ Hopeful faces full of genuine joy
- ✓ People looking at the camera
- ✓ Personality and character
- ✓ Collaboration and people working
- ✓ Our project themes (education etc.)
- ✓ Animals and plants
- ✓ Empowered, confident people
- ✓ Diversity of every kind
- ✓ Stereotypes being challenged
- ✓ High quality and color



IMAGERY

Avoiding Bad Photos

It is critical that the photos we use do not damage our brand or portray anyone negatively. Please take the time to choose photos carefully and thoughtfully. If there is any doubt about whether or not a photo is appropriate, please avoid it. On the right are some easy rules to avoid bad photo choices.

While images of vulnerable people may generate cash in the short-term, they can perpetuate misconceptions that a country or its people cannot solve their own problems. We never use photos of people who are suffering, are in vulnerable situations, or are portrayed as “less than.” We make sure that every single photo we use **preserve the dignity of them people portrayed.**

A simple rule is to always ask yourself, **“Would I be happy to be portrayed this way?”**

Don't use images that:

- ✗ Portray people as helpless victims
- ✗ Show pain, discomfort, sadness, or fear
- ✗ Cut out essential context
- ✗ Have blurred or obstructed faces
- ✗ Are too dark to see the subjects
- ✗ Have text or logos over them
- ✗ Are poor resolution or low quality
- ✗ Are dull, drab, or uninspiring
- ✗ Are stock photography
- ✗ Don't “feel” like GlobalGiving's brand



IMAGERY

Why Photo Choice is So Important

Our project leaders and the people they serve are the heroes of GlobalGiving. Our job is to ensure that they are all represented as powerful, resilient, and equal. Not only does this reinforce our values as an organization, but it also helps shape the perceptions and perspectives of our many audiences.

We have an obligation and an opportunity to change and improve the portrayal of people in difficult circumstances, and our photos play a huge role in that.



“[The email] is a very clear and actually a much more cheerful presentation than I expected. It is lovely to see happy, well cared for children and despite the tented cities, the people seem to be accepting their state with typical resilience and fortitude.”

ANONYMOUS UK DONOR

on email appeal for the Syria Refugee Relief Fund, February 2017



Brand Elements

BRAND ELEMENTS

Our Brand Elements

Our brand elements are clean and simple, made up of solid colors, photos, text diagonals, a custom map, a subtle pixel pattern, simple divider lines, and large quotation marks.

Diagonals, used sparingly, add interest to a composition. They can be used at any horizontal angle. Our map is used often as a large graphic element and to add texture to solid colored backgrounds.

Our “pixel pattern” is made up of monotone squares that have been angled at 45 degrees. The pattern references the diagonals in the logo icon, and its pixels reinforce the fact that we are a web-based, online platform. It also represents the concept that all of us, while uniquely different, are part of a larger whole.

Diamond World Map



Diagonals



WEBSITE BUTTON

“Pixel” Pattern



Jumbo Quotes

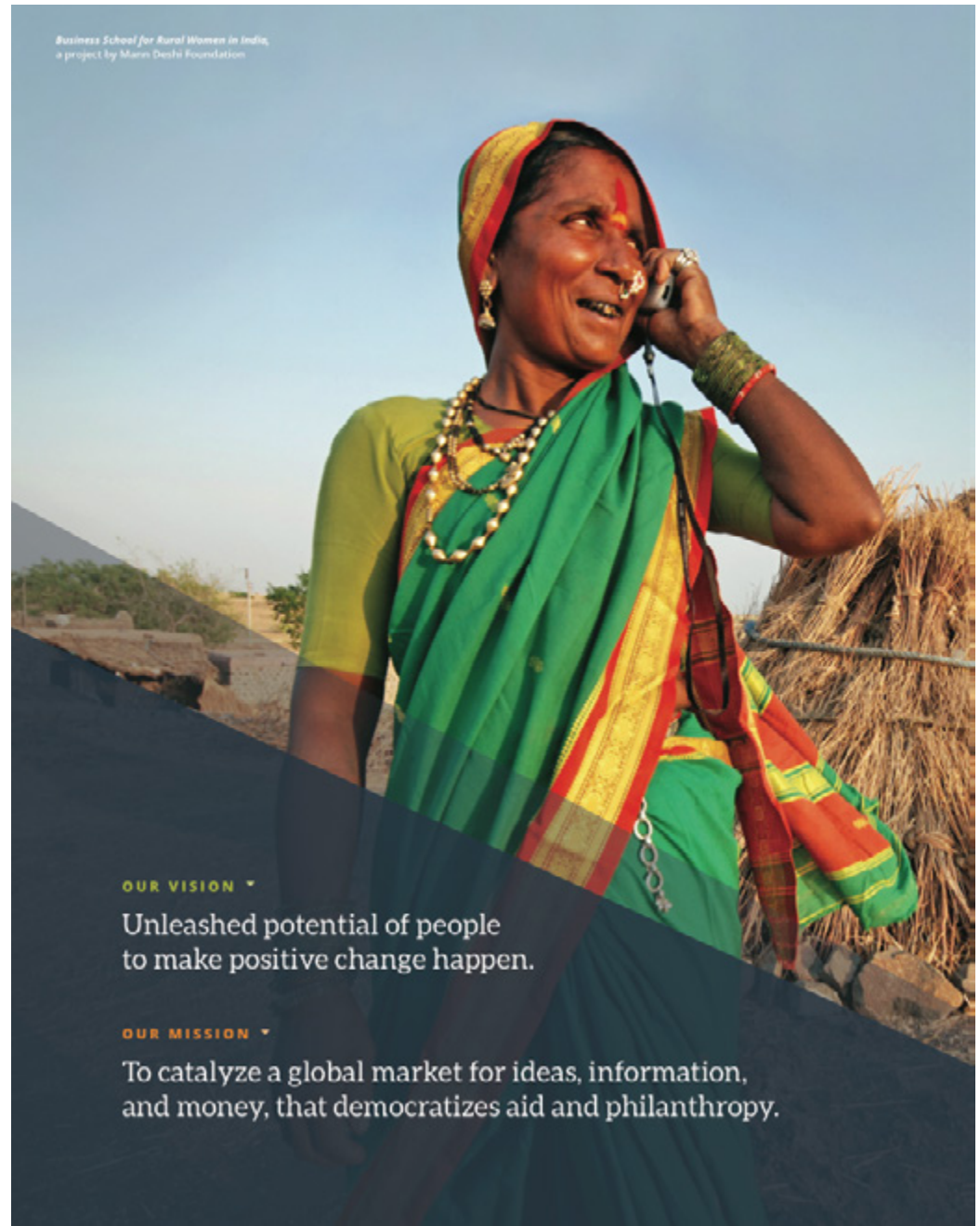


BRAND ELEMENTS

Combining Our Elements

EXAMPLE 1

The example on the right is a page from our most current Prospectus. This full page layout in the printed booklet combines the elements of a big bright photo, dark-colored shapes that use both slight transparency and diagonals, plus white text over a dark color. Together, these elements “feel” like GlobalGiving.



BRAND ELEMENTS

Combining Our Elements (continued)

EXAMPLE 2

The top example on the right is a social media image used for sharing on Facebook. It combines a photo that includes eye contact, good composition, bright color, and a person portrayed in a dignified light. It also uses white Aleo text over the photo and a jumbo quotation mark for added interest.

EXAMPLE 3

The bottom example on the right is a photo of one of our Gift Cards. The card itself includes the diamond world map over our brand blue. While not from one of our projects, the photo still follows our photo guidelines: bright color and light, context, high quality and in focus, and a human or personal touch.

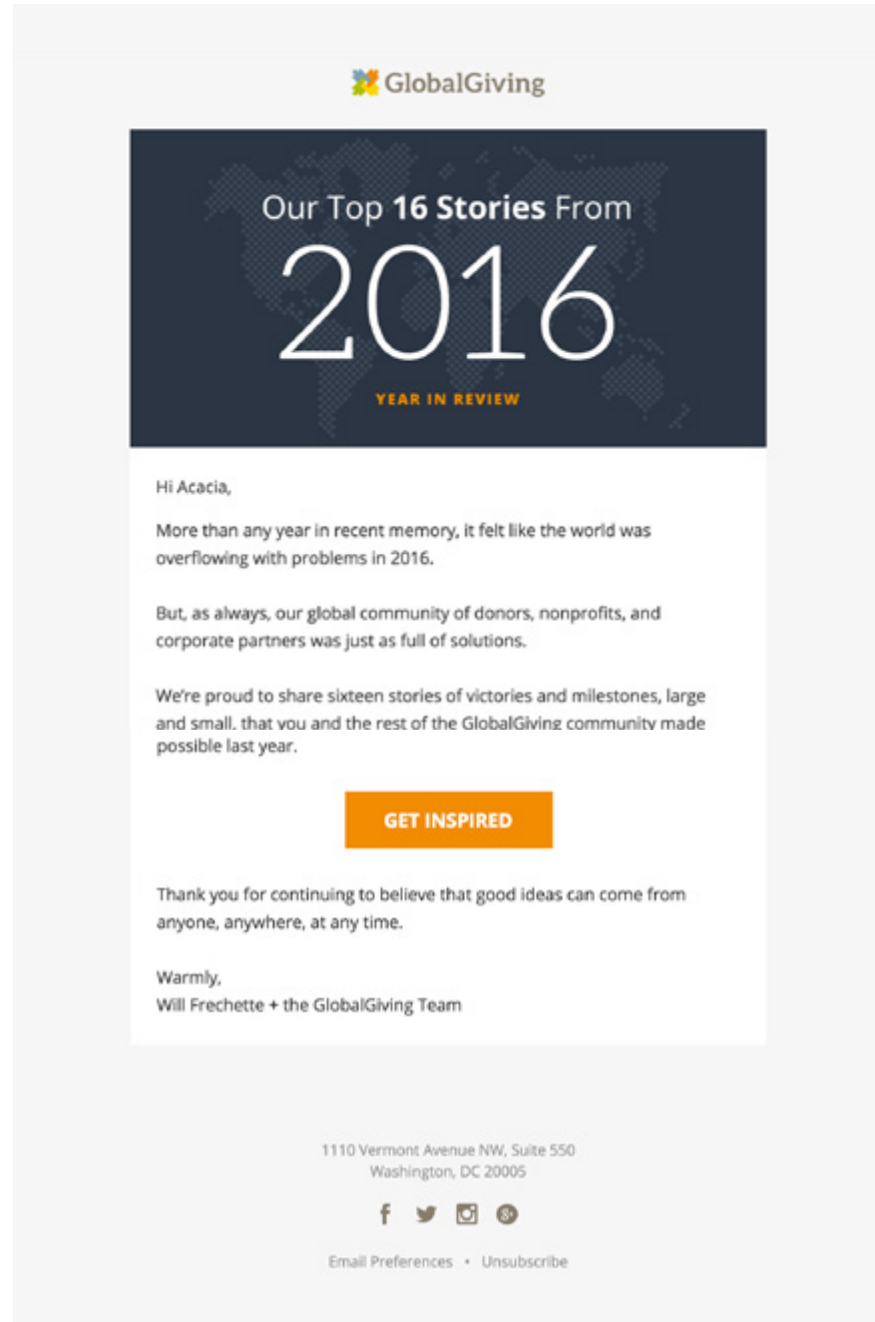


BRAND ELEMENTS

Combining Our Elements (continued)

EXAMPLE 4

The example on the right is an email design that was sent to our entire audience. Its header image uses our dark navy with white Aleo text. The diamond world map is subtly placed behind the text for added texture.



BRAND ELEMENTS

Combining Our Elements (continued)

EXAMPLE 5

The examples on the right are from GlobalGiving's standard stationery package. Our letterhead, business cards, and postcards feature dozens of full color project photos. We use these printed materials to show off the people behind our projects: their amazing work, their joy, their vast diversity.

Like GlobalGiving's brand, these examples include minimal design elements so the attention remains on the photos. Subtle color is used along with simple lines and iconography.





Identity

IDENTITY

Our Name

GlobalGiving is a global community and online giving platform, hence our name. Here are a few things to remember:

- In some instances, our name reads “GlobalGiving Foundation” but our preferred name is GlobalGiving.
- We use GlobalGiving.org when referring to the website itself; it is not the organization’s name. It should never appear with a www preceding it.
- GlobalGiving may be shortened to “GG” for internal purposes only, and should never be used for external donor, partner or business communications. Exceptions can be made for branded GlobalGiving programs, such as GG rewards, and for social media communications with character limits.

Always two words, both G’s capitalized with no space.

✓ **GlobalGiving**

Never with a space

✗ Global Giving

Never just one G capitalized

✗ Globalgiving

Never all lowercase

✗ globalgiving

Never all caps

✗ GLOBALGIVING

Never broken into two lines or hyphenated

✗ Global Giving Global-Giving

IDENTITY

Our Purpose

MISSION

To transform aid and philanthropy to accelerate community-led change.

VISION

Unleashing people's potential to create positive change

THEORY OF CHANGE

Individual acts of generosity and communities acting for the public good are connected on GlobalGiving and given tools to grow and become more effective.

As the networks of generous individuals and effective communities grow, we create social impact at scale.



IDENTITY

Our Brand is:
engaging,
accessible,
hopeful,
curious,
human,
substantive,
forward-thinking,
smart, and
enthusiastic.



IDENTITY

Our Core Values

GlobalGiving has four core values that are more than just buzzwords. They're at the center of our office culture and drive our daily work. These values take the place of manuals and rules; they serve to guide staff whether we are answering a customer call or designing an A/B test.



Always Open

We believe in the power of great ideas and that these ideas can come from anyone, anywhere, at anytime.



Never Settle

We have an obligation to question the rules, change them for the better, raise the bar, play a different game, and play it better than anyone thinks is possible.



Listen, Act, Learn. Repeat.

We continually experiment. We fail quickly and productively. We use data and feedback to guide our course.



Committed to WOW

We act promptly, enthusiastically, and professionally so people are WOW-ed by their interactions with us.

VOICE

Our Audiences

GlobalGiving has three main audiences: **donors, companies, and nonprofits.**

We also have a variety of secondary audiences: strategic partners, media, our staff and Board of Directors, alumni, prospective employees, government agencies, and funders, among others.





Value Proposition

VALUE PROPOSITION

Our Value Proposition

These are several descriptions of GlobalGiving that help convey our value to our many audiences. You'll find them in various forms throughout our website and communications.



- GlobalGiving is the first and largest global crowdfunding community for nonprofits.
- GlobalGiving makes it possible [optional: for you/for companies/for anyone] to give to [local, vetted] nonprofits anywhere in the world.
- GlobalGiving makes it possible for you to give to local organizations that are working to educate children, feed the hungry, build houses, train women (and men) with job skills, and do hundreds of other amazing things all around the world.
- GlobalGiving is the first and largest global crowdfunding community that connects nonprofits, donors, and companies in nearly every country around the world. We make it possible for local organizations to access the funding, tools, training, and support they need to become more effective at making our world a better place.

VALUE PROPOSITION

Our Key Messages

These key messages are at the heart of the GlobalGiving brand; they explain what makes us different and the reasons people partner with GlobalGiving.

EFFECTIVENESS

GlobalGiving helps nonprofits become more effective over time by incentivizing, tracking, and rewarding organizations that listen to feedback, experiment, and learn. Our goal is to channel more money to more effective organizations. GlobalGiving rewards effectiveness gains with the visibility and promotion that drives more funding.

THE DONOR EXPERIENCE

GlobalGiving makes it possible to support creative ideas that might never be funded through traditional development and philanthropy. Select a project that's important to you, make a tax-deductible contribution, and then get email updates from the project leaders so you can see how your gift is making a difference. But just because you're funding the underdog, it doesn't mean you're taking undue risk. We have a tested vetting process, and we make sure donors get feedback about how their contributions have been put to work and through the GlobalGiving Guarantee.

GLOBALGIVING-DRIVEN FUNDS

GlobalGiving typically drives an extra \$10 million per year to our partners in the form of matching funds, corporate partner donations, bonus rewards, gift card redemptions, and as a result of our marketing and fundraising efforts. 97% of our partners benefit from these funds. When you account for all the

extra funding that GlobalGiving delivers, GlobalGiving is essentially free for our typical partner. Most nonprofits experience a 0% net fee on GlobalGiving. That means the benefits of using GlobalGiving—access to tools, training, one-on-one support, our trusted platform, and our extra funding—literally pay for themselves.

DISASTERS

GlobalGiving manages a community of large and small nonprofits in more than 160 countries so that, when natural disasters strike or crises occur, it can quickly deliver funds to the locally driven organizations best positioned to provide relief. GlobalGiving partners with local nonprofits that can effectively assess and respond to both the immediate and ongoing recovery needs in affected communities. With an existing network of vetted partner organizations demonstrating a clear purpose in their disaster response, GlobalGiving is uniquely able to identify urgent and emerging needs in the rapidly changing relief efforts.

VETTING

The organizations that post projects on GlobalGiving go through our rigorous due diligence review, satisfy US and UK government guidelines for international grantmaking and tax deductibility, and meet anti-terrorism requirements.



Voice

VOICE

Our Philosophy Around Language



Words are powerful.

The language we use influences our feelings and decisions, drives social policies and laws, and affects people's everyday lives.

We use People First language when describing individuals and their circumstances. People First language puts a person before a disability instead of labeling them based on it. Rather than describing a group of "disabled children,"

for example, describe them as "children with disabilities," or better yet, "children who use wheelchairs," if that is accurate.

We refer to the clients and community members that our nonprofit partners serve as "constituents" or as "the people we intend to help." Labeling them as "beneficiaries" portrays them as simply accepting handouts rather than active drivers of their own development.

Our Philosophy of Better Storytelling + Communication

Promoting human development with the words we choose.

Storytelling and communication are not just a means for building GlobalGiving's brand and visibility. They are a strategic part of helping GlobalGiving achieve our mission and vision. That's what we mean by "better" storytelling and communication: promoting equality, dignity, transparency, collaboration, and learning through the actual words, images, and narratives we share.

How do we tell compelling, yet not overly-simplified stories? How do we inspire action without eliciting pity? Here are some principles from [The Development Element](#):

Layer information. Build opportunities for people to "dig deeper" through multiple layers of information on development issues. Digital media is powerful in this way.

Analyze voice. No one is "voiceless." People no longer want to hear about people in need, but *from* them. Enable people to tell their own stories whenever possible.

Show people's sense of agency. There's no need to underestimate or fail to

represent people's abilities, skills, or commitment. Root out stereotypes, generalizations, victimization, and exploitation.

Take two on technology. Avoid the hype of "solutions" and demonstrate the demand side for technology.

Bridge the "us" versus "them" divide. Create opportunities for people to connect with the universality of the human experience without relying on pity, guilt, or shame.

Make the connection between failure and results. Don't underestimate how much donors want to see the ways you have learned from failure and that you're making adjustments to your strategy, approach, or programs.

Show who's driving. Accountability is no longer just about reporting to donors. Demonstrate how you incorporate initiatives, feedback and decision-making into your work.

Don't skip the boring stuff. Acknowledge and show complexity. Portray multiple factors and long-term perspectives.

Avoid jargon. If you can help it. (Hint: you can always help it.)

VOICE

Our Philosophy of Better Storytelling + Communication (continued)



Changing hearts and minds (and raising money!) with our stories.

Stories are some of the most powerful tools to move people to take action. But stories with purpose don't just materialize—they're strategically planned, creatively crafted, and purposefully designed to achieve measurable outcomes. Here are some tips on how to craft a powerful story:

- Always add context and evidence. No data without a story, no story without data.
- The best calls-to-action are specific, relatable, and emphasize choice, and loss aversion (“We can’t give up now, we’ll lose all this ground we’ve gained”).
- Make the call-to-action achievable and meaningful. If we can convince people that they can make a difference, this belief will drive them to do something. We want to change peoples’ views of their own impact.

VOICE

GlobalGiving Terms

There are many GlobalGiving-specific terms that we use on a regular basis. These are some basic guidelines that help create consistency throughout all of our communications.

GlobalGiving

We prefer GlobalGiving to GlobalGiving Foundation. Always one word, both G's are capitalized, even in the web address. Do not use "GG" in anything external, unless it needs to be shortened on social media, or is part of a product name like "GG Rewards."

GlobalGiving UK + all other international locations

In general, there will be one brand for GlobalGiving, and we won't specifically call out GlobalGiving UK or GGUK (note the spacing there). If it's necessary to distinguish locations, we can refer to GlobalGiving's UK office or our India Partnerships Consultant.

GlobalGiving community

Our term for everyone in the marketplace; note we don't capitalize community.

GG Rewards, Partner, Leader, Superstar

The name of our system for tracking and rewarding nonprofit effectiveness. Partner, Leader, Superstar and GG Rewards Status should all be capitalized.

Locally driven organizations

The term for organizations that are deeply rooted in their communities. Note AP Style says there's no hyphen when an adverb ends in "ly."

Programs and Campaigns

Capitalize the names of these programs: Field Program, Fellows Program, Accelerator Program. Capitalize the names of campaigns: GlobalGiving Bonus Day, Year-End Campaign, etc.

GlobalGiving Gift Cards

Capitalize GlobalGiving Gift Cards to indicate a product with a specific name. Use eCards when referring to electronic gift cards. The terms printable cards or print-at-home cards are acceptable and don't need to be capitalized, as those aren't the official names.

QUESTIONS?

Our Contact Information

Please feel free to contact us with questions about our brand or the information provided in this guide.



Jennifer Chang

Director of Marketing

jchang@globalgiving.org



Lizette Hechavarria

Creative + UX Designer

lhechavarria@globalgiving.org

EMAIL US

help@globalgiving.org

CALL US

US Office +1 202.232.5784

Toll Free 877.605.2314

UK Office +44 (0) 207.242.8079

VISIT US IN DC

1110 Vermont Avenue NW
Suite 550

Washington, DC 20005 USA

VISIT US IN LONDON

6 Great James Street

London WC1N 3DA UK

